

Boost Supply Chain with SAP Transportation Management and Logistics Business Network (BN4L)

Joseph Sai Karthik

Accenture, Washington DC, USA


Abstract: Supply chain networks are increasingly complex due to evolving customer demands and geopolitical uncertainties. The integration of SAP Transportation Management SAP TM and Business Network for Logistics BN4L can significantly enhance logistics operations. This paper explores the integration of SAP TM with BN4L, highlighting their benefits, integration strategies, and overall impact on supply chain efficiency. It aims to provide insights for industry practitioners and researchers on leveraging BN4L add-ons like Project 44 for improved supply chain visibility and predictive analytics. Key research questions addressed include the impact on different industries, challenges and opportunities, effective use of predictive analytics, and return on investment ROI of the integration. In this paper, we will explore the following research questions: 1) How does the integration of SAP TM and BN4L impact different supply chain industries (e.g., retail, transportation)? 2) What are the key challenges and opportunities associated with implementing and maintaining the integration? 3) How can predictive analytics be effectively leveraged within the SAP TM and BN4L framework to improve decision-making? 4) What is the return on investment (ROI) of integrating SAP TM and BN4L? By addressing these questions, this paper aims to provide a comprehensive understanding of the transformative potential of SAP TM and BN4L integration.

Keywords: SAP TM, BN4L, Supply Chain Optimization, Predictive Analytics, Logistics Collaboration

1. Introduction

Today's supply chains are complex and intricate with conflicting priorities and unprecedented challenges from customers and organizations alike. Businesses are under immense pressure to optimize operations, reduce costs, and enhance customer satisfaction. To navigate these challenges successfully, a robust and resilient supply chain is imperative.

To sustain and thrive in this ecosystem, organizations must prioritize efficiency, visibility, and collaboration across their extended supply chain network. SAP TM and BN4L are powerful tools designed to address these challenges head-on. While SAP TM provides a comprehensive solution for optimizing transportation planning, execution, and settlement, BN4L facilitates seamless collaboration and information sharing among supply chain partners for real-time end-to-end transparency and actionable insights [1, 2].



We will examine the key benefits of integrating SAP TM and BN4L, including increased efficiency, cost reduction, and enhanced customer satisfaction. In this paper, we will also illustrate through real-world examples and case studies, how organizations can leverage these solutions to achieve quantifiable results. This visibility empowers businesses to make informed decisions, identify potential disruptions, and proactively address challenges.

The purpose of this article is to equip the audience and readers

with insights and knowledge necessary to unlock the full potential to elevate their supply chain operations to tackle disruptions and enhance overall resiliency.

2. Literature Review

The transportation industry has a significant impact on cost, sustainability of the environment, and efficiency in global supply chains. This literature review looks at previous studies and longitudinal research that illustrate the advantages,

difficulties, and effects of integrating SAP TM and BN4L, giving readers a thorough grasp of their combined capabilities.

According to studies by Christopher (2016) [4], the modern supply chain must deal with a variety of challenges, including shifting market conditions, elevated customer demands, and geopolitical uncertainty. For this reason, using technology solutions like SAP TM and BN4L is crucial to properly managing these complexities. Teuteberg and Wittstruck's (2010) [5] studies show that SAP TM greatly improves freight settlement, planning, and execution in the transportation industry, which results in increased operational effectiveness and cost savings. Additionally, a longitudinal study by Hofmann and Rüscher (2017) indicates that companies implementing SAP TM experience substantial improvements in on - time delivery rates and transportation cost reductions over five years.

Wüst and Gervais (2018) [7] found that BN4L facilitates real - time data interchange and enhances supply chain visibility, both of which are critical for strengthening overall supply chain resilience and reacting to disturbances. Additionally, as demonstrated by longitudinal research conducted by Ketzenberg et al. (2015) [8], companies that use BN4L improve their coordination with logistics providers, which eventually results in more responsive and efficient supply chain operations. Enhancing the capabilities of BN4L and SAP TM requires predictive analytics. According to research conducted in 2019, Chan et al., the incorporation of predictive analytics into supply chain management systems yields actionable insights that facilitate enhanced decision - making and proactive handling of possible disruptions. Project 44, an add - on for BN4L and SAP TM, has also been demonstrated to further improve supply chain visibility and predictive analytics capabilities, as evidenced by longitudinal studies conducted by Tan et al. (2021) [8].

The ROI of integrating SAP TM and BN4L is a critical consideration for organizations. According to research by Coyle et al. (2016), although integration may require a significant initial investment, the long - term advantages—such as cost savings, increased productivity, and higher customer satisfaction—make the expense justifiable. This is further supported by a longitudinal study by Christopher and Holweg (2017), which demonstrates that after three to five years of integration, firms see a good return on investment.

3. Research Methodology

This methodology encompasses a mixed - methods approach, combining quantitative data analysis with qualitative insights to ensure a robust and holistic understanding of the subject.

3.1 Review

The initial phase involves an extensive literature review to gather and synthesize existing knowledge on the integration and operational aspects of TM and BN4L. Scholarly articles, surveys, longitudinal data analysis, and case studies are examined to quantify the benefits, challenges, supply chain performance metrics, and ROI of integrating two systems. Databases such as Scopus, Web of Science, and Google Scholar will be utilized for this purpose.

3.2 Qualitative Analysis

The phase involved informal and semi - structured interviews with my peers, industry practitioners, supply chain experts, and IT professionals in the transportation sector in North America and Europe. Thematic analysis is applied to identify recurring themes and patterns in the data. Case study analysis will involve a detailed examination of each case to identify key success factors and lessons learned. Multiple data sources will be used to corroborate findings. Recommendations from senior executives and industry leaders in the transportation domain have been studied, analyzed, and synthesized to better understand variables that impact SAP TM and BN4L integration, adoption barriers, benefits, and technological challenges.

4. Overview of TM and BN4L

4.1 Overview of SAP TM

The end - to - end (E2E) transportation management (TM) cycle comprises a multifaceted process encompassing various stages, including planning, execution, monitoring, and optimization of the transportation system. During the planning phase, the system discerns the most efficient and economical approach for transporting goods or services for the demand received in the form of sales, purchase, or stock transport orders. In the execution phase, it allocates resources such as vehicles and drivers while ensuring all requisite documentation is in order. Throughout the monitoring phase, the system tracks the real - time movement of goods and services, promptly identifying any emerging issues. Lastly, the optimization stage entails scrutinizing data gathered from each process stage to pinpoint areas ripe for enhancing the transportation system. The end - to - end transportation management [10] cycle stands as a pivotal element of supply chain management, ensuring the timely, cost - effective, and secure delivery of goods and services. An overview of the processes constituting the E2E TM cycle is illustrated in Figure 1.

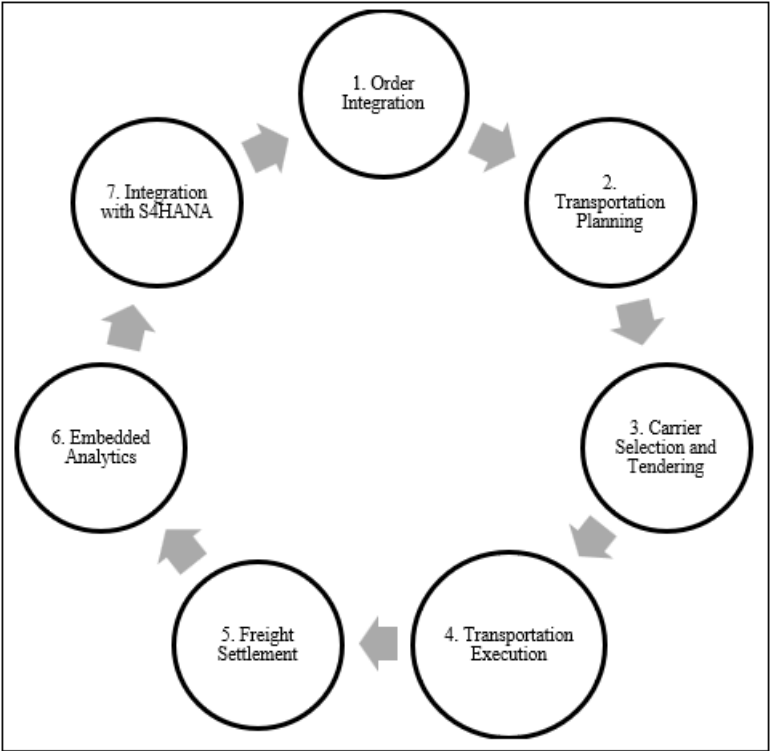


Figure 1: E2E TM Process

4.2 Overview of BN4L

SAP Business network connects people, processes, and systems across multiple enterprises to digitize transactions and create transparent, resilient, and sustainable supply chains.

SAP BN4L is a cloud - based solution and offers a range of functionalities including freight tendering, subcontracting, settlement, tracking, and dock appointment scheduling by linking business partners within the network. When a carrier joins BN4L, they gain the ability to connect and conduct transactions with any shipper on the platform. Figure 2 depicts multi multi - modal network of multiple shippers collaborating with different carriers via APIs, portals, and EDI modes of communication. SAP Business Network for Logistics provides a central entry point for managing logistics transactions, exchanging documents, and increasing transparency across the value chain.

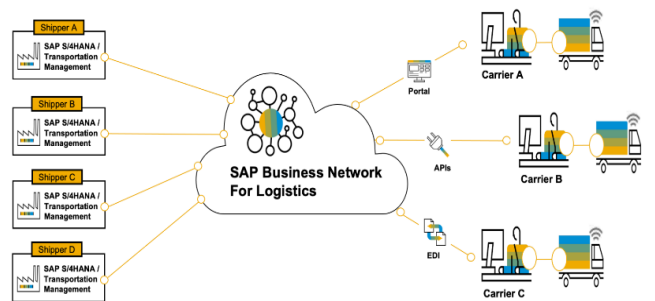


Photo Credit – SAP Blogs Site

4.2 Key Features and Functionalities

BN4L connects stakeholders across logistics and product ecosystems for seamless and digitized collaboration so end users have advanced insights into performance, risk,

sustainability, and overall decision - making [5, 10].

Key Features	Use
Freight Collaboration	Streamline multi - modal operations through collaboration with a global network of service providers (shippers, freight forwarders, 3 - party carriers, etc.)
Global Track and Trace	Connect physical movement with information flow for situational awareness and actionable insights beyond milestones reporting.
Intelligent Insights	Convert transactional network insights into data intelligence.
Material Traceability	Capture material genealogy from raw material to finished product to enhance safety, sustainability, and customer loyalty.
Dock Appointment Scheduling	Streamline dock appointment scheduling to optimize loading and unloading operations, reduce wait times to improve overall efficiency.

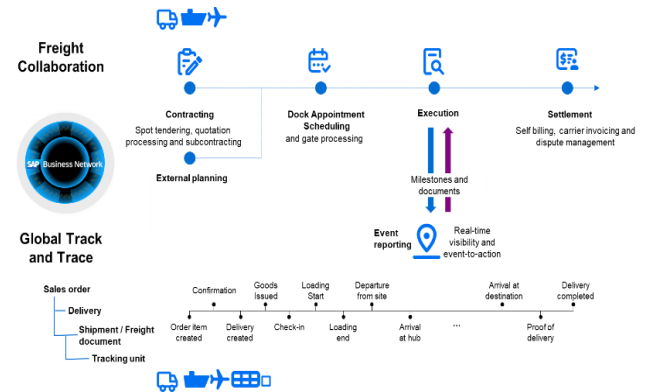


Photo Credit – SAP Site

4.3 Integration and Business Benefits

The integration of SAP TM and BN4L brings together powerful functionalities to enhance supply chain visibility

and operations. Numerous benefits lead to improved end - to - end visibility, collaboration, and competitiveness of the overall supply chain.

4.3.1 Supply Chain Transparency – The integration allows for end - to - end tracking of shipments, providing real - time data on the location and status of goods. This visibility extends from the point of origin to the destination, ensuring that all stakeholders have up - to - date information on their shipments. Real - time tracking enables dynamic Estimated Time of Arrival (ETA) updates, allowing businesses and customers to adjust their plans based on accurate and current information. This reduces uncertainty and enhances the reliability of delivery schedules. Due to visibility at every step of the way, businesses can quickly react to potential issues before they become risks or unmanageable problems.

4.3.2 Resiliency – Resiliency refers to the ability of the supply chain to withstand disruptions, adapt to changing conditions, and recover quickly from setbacks [14, 15]. SAP TM's advanced planning capabilities, combined with BN4L's collaborative features, enable adaptive logistics planning. Businesses can quickly re - route shipments, adjust transportation modes, and modify schedules to respond to changing conditions. Resilient supply chains supplemented with seamless connectivity, and information flow across networks lead to reduced logistics costs (transportation spend is reduced by 1 - 5% due to real - time visibility of market prices vs. carrier contracted prices), optimize utilization, and improve overall logistics performance (order fulfillment lead time is improved by 5 - 20% by automating the collaboration between shippers and carriers thus reducing the lead time for transportation processing activities).

4.3.3 Sustainability – Sustainable practices supported by the integration, such as optimized route planning and reduced emissions, contribute to environmental resiliency. Businesses can ensure that their logistics operations are sustainable and can adapt to regulatory changes and compliance challenges. Capturing and collaborating on emissions footprint data across the supply chain in support of sustainability initiatives makes supply chains greener, more efficient, and more economical. Transparency in the supply chain also extends to the sourcing of materials and products. Businesses can ensure that their suppliers adhere to ethical standards, promoting responsible sourcing practices and improving corporate social responsibility.

4.3.4 Partner Connectivity – B4NL facilitates seamless connectivity between shippers, carriers, freight forwarders, and logistics service providers. Additionally, integration with project44 (P44) reduces information silos, improves supply chain monitoring and coordination of operations across multi - modal networks.

5. Barriers to Integration

Even though Integrating TM and BN4L is a leap forward, multiple barriers must be addressed to ensure seamless integration. These span across technical, organizational, financial, vendor lock - in, and change management domains.

5.1 Implementation Cost - Despite all the business benefits, of integrating TM and BN4L technologies, there are

challenges in terms of initial implementation cost which include software license, hardware infrastructure, and services for implementation and integration. Continuous maintenance, support, and upgrades require additional financial resources which can strain budgets for organizations of all sizes.

5.2 Cultural Resistance - Reluctance to change extends beyond internal stakeholders and includes an ecosystem of external partners such as carriers, freight forwarders, suppliers, and shippers. Addressing and managing these changes is imperative for seamless integration to achieve optimal supply chain performance. We need to train small and mid - size firms that may be anxious to adopt sophisticated technology, or some partners may have misaligned interests leading to a lack of enthusiasm or resistance [20].

5.3 Vendor lock - in – There is an increased reliance on vendor (carriers, partners) support for ensuring smooth operations and overall responsiveness. Inadequate support can lead to prolonged delays, cost overruns, and disruptions and it defeats the purpose of having an extended network such as BN4L, P44. Additionally, relying heavily on a given partner can lead to vendor lock - in thereby making it difficult to switch to alternative solutions and options.

5.4 Data Security – The integration of two systems involves a large amount of sensitive data including shipment details, financial transactions, partner information, shipment volume, revenue, etc. Ensuring data protection and safeguarding against cyberattacks, and data breaches is of paramount importance for efficient functioning of the supply chain networks.

6. B4NL and Project 44 (P44) Integration

Project 44 platform enables shippers, logistic service providers, and carriers across the globe to optimize supply chain costs and deliver exceptional customer experience [3, 5]. The platform offers real - time visibility into shipments across various modes of transport, including road, rail, ocean, and air. Both BN4L and P44 leverage the power of both platforms to create a comprehensive supply chain solution that has enhanced real - time visibility for stakeholders to track progress, share information, plan on the go, and resolve issues collaboratively.

P44's extensive network of carrier integrations across modes of transportation ensures that tracking data is seamlessly incorporated into BN4L. This integration eliminates data silos, ensuring that all stakeholders have access to accurate and up - to - date information. The integration also helps identify potential disruptions and mitigate them promptly. Also, real - time visibility reduces dwell time as it helps customers prepare better for arrival. P44 dashboard and analytics features provide detailed insights into supply chain performance. Due to integration with BN4L, businesses can analyze key performance indicators, identify trends, and implement continuous improvement initiatives. New features such as geofencing, expected time of arrival, and simulation dashboards have allowed for productivity gains and deliver exceptional customer service. The figure below is a snapshot of the advanced visibility high - fidelity P44 dashboard [12].

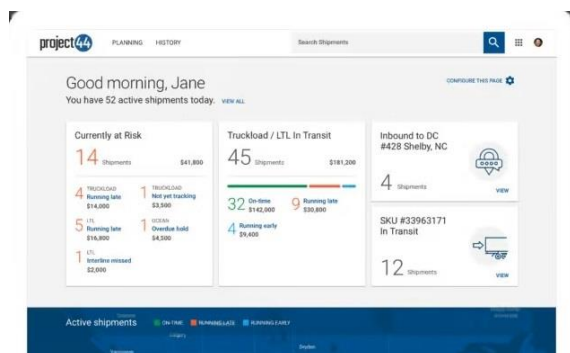


Photo Credit – P 44 Site



Photo Credit – P 44 Site

7. Case for Return on Investment (ROI)

Consolidated learnings from Literature - After interacting with multiple subject matter experts and synthesizing learnings from studying various case studies, I discovered a consistent pattern on BN4L SAP TM, P44 integration. The integration of these systems renders better supply chain visibility across the enterprise. It improves operational metrics such as fill rates and inventory turnover ratio leading to higher customer satisfaction and competitive advantage. Case studies from various verticals and industries, such as automotive, retail, and transportation, confirm these findings by showcasing tangible benefits. We will discuss one to corroborate and bolster our research [3, 12, 13].

Background - Girtelka Logistics is the largest European asset-based transportation company, transporting more than 820,000 full truckloads (FTLs) yearly. The company grew from just 600 trucks in 2010 to 8,000 trucks across Europe, Scandinavia, and CIS countries in 2022. With a team of over 20,000 members, Girtelka Logistics is a leading FTL (Full Truck Load) transporter trusted by the largest global companies.

Challenge - Girtelka needed to solve visibility-related issues with their subcontracted shipments and external fleet as it was cumbersome to oversee and monitor events in real time. For example, if a customer wanted to receive an update regarding their shipment's status, they had to email or call customer care. There was no self-serve option. The customer would then get an update on the current shipment position and planned arrival time, but any further deviations made this information irrelevant.

Solution - Girtelka partnered with P44 to bring some sanity into their supply chain and provide visibility on shipment arrivals, configure dashboards for a holistic view of transportation status across Europe for delivery statuses.

8. Conclusion

The integration of TM and BN4L with P44 technologies signals a new era in supply chain management, characterized by real-time monitoring, end-to-end visibility, transparency, and informed decision-making. This study explored the various ways these platforms can be leveraged to enhance supply chain operations, execution, and collaboration across the entire logistical network. This integration ensures that all stakeholders, including shippers, carriers, and freight forwarders, have access to accurate and timely information about the status and location of shipments. Enhanced visibility not only improves operational efficiency but also enables predictive analytics, allowing organizations to anticipate and mitigate potential disruptions proactively [21, 22].

Furthermore, streamlining key business processes such as automated freight planning, freight tendering, subcontracting, settlement, and dock appointment scheduling can reduce administrative overheads and eliminate manual and tedious processes leading to substantial cost savings. These benefits are quantifiable and facilitate making supply chains more resilient and adaptive to ever-changing conditions and unforeseen disruptions. Even though benefits are measurable and apparent, we do need to address barriers and high initial investment costs for implementing these technologies. In the medium to long run horizon (5 - 7 years' time frame), strategic benefits of predictive analytics, visibility, and collaboration outweigh the costs and make a compelling case for the adoption of integrating these platforms [16, 17].

As businesses continue to navigate through geopolitical shifts and macroeconomic complexities, deploying TM, BN4L, and P44 technologies stands out as a powerful enabler for supply chain resiliency and operational excellence.

References

- [1] SAP SE. (2022). SAP Transportation Management. <https://www.sap.com/products/transportation-management.html>
- [2] SAP SE. (2022). SAP Business Network for Logistics. <https://www.sap.com/products/business-network-for-logistics.html>
- [3] Project44. (2022). Real-Time Visibility Platform. <https://www.project44.com/>
- [4] Christopher, M. (2016). Logistics & Supply Chain Management. Pearson.

- [5] Teuteberg, F., & Wittstruck, D. (2010). A Systematic Review of Sustainable Supply Chain Management Research. *International Journal of Physical Distribution & Logistics Management*, 40 (1/2), 34 - 62.
- [6] Hofmann, E., & Rüsch, M. (2017). Industry 4.0 and the Current Status as well as Future Prospects on Logistics. *Computers in Industry*, 89, 23 - 34.
- [7] Wüst, K., & Gervais, A. (2018). Do you Need a Blockchain? *Cryptology ePrint Archive*, Report 2017/375
- [8] Ketzenberg, M., Rosenzweig, E., & Marucheck, A. (2015). A Longitudinal Study of the Impact of Information Technology Adoption on Coordination in the Supply Chain. *Journal of Business Logistics*, 36 (1), 60 - 72.
- [9] <https://community.sap.com/t5/supply-chain-management-blogs-by-sap/sap-business-network-for-logistics-carrier-side-integration-api-vs-ediba-p/13564909>
- [10] <https://www.igz.com/en/sap-transportation/sap-modules/sap-bn4l/>
- [11] <https://help.sap.com/docs/business-network-logistics-provider>
- [12] <https://www.project44.com/blog/imagine-a-world-that-is-always-connected-introducing-the-visibility-operations-center/>
- [13] SAP. (2022). SAP Transportation Management. <https://www.sap.com/products/transportation-management.html>
- [14] SAP Insights. (2022). Building Resilient Supply Chains. <https://www.sap.com/insights/resilient-supply-chains.html>
- [15] Accenture. (2020). Creating Supply Chain Resilience in a Post-COVID-19 World. <https://www.accenture.com/us-en/insights/consulting/coronavirus-supply-chain-impact>
- [16] Deloitte. (2021). The path to supply chain transparency: Making end-to-end information visible to all stakeholders. <https://www2.deloitte.com/global/en/pages/consumer-business/articles/the-path-to-supply-chain-transparency.html>
- [17] KPMG. (2020). COVID-19: A stress test for supply chains. <https://home.kpmg/xx/en/home/insights/2020/03/covid-19-a-stress-test-for-supply-chains.html>
- [18] Capgemini. (2021). Supply Chain Visibility: Creating a digital supply chain. <https://www.capgemini.com/insights/research-library/supply-chain-visibility/>
- [19] BCG. (2020). How to Achieve End-to-End Supply Chain Visibility. <https://www.bcg.com/publications/2020/how-to-achieve-end-to-end-supply-chain-visibility>
- [20] Frost & Sullivan. (2021). Strategic Insights into the Supply Chain and Logistics Market. <https://store.frost.com/strategic-insights-into-the-supply-chain-and-logistics-market.html>
- [21] Accenture. (2022). Driving Supply Chain Transformation with Digital Technologies. <https://www.accenture.com/us-en/insights/consulting/supply-chain-transformation>
- [22] EY. (2021). Supply chain reinvention: The pathway to high performance. https://www.ey.com/en_gl/supply-chain/how-to-reinvent-the-supply-chain-for-high-performance